

# 2017-18 School Report Card



**Utterback 4-6**  
 24 2nd Avenue Southwest  
 Conrad, MT 59425

**Grades Served:** 4-6  
**Student Enrollment:** 121

Montana Accountability System	School Identification
-------------------------------	-----------------------

As required under the Every Student Succeeds Act (ESSA), Montana developed an accountability system to meaningfully differentiate schools by the support needed.

Schools are identified as one of the following:

- Comprehensive Support & Improvement (CSI) Schools
- Targeted Support & Improvement (TSI) Schools
- Universal Support Schools

## Universal Support

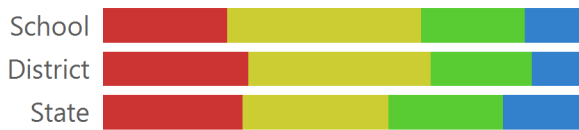
### Report Card Definitions & Methodology

**Due to rounding, percentages on each page may not add up to 100%. An asterisk ( \* ) indicates this number has been suppressed for student privacy and security reasons (Privacy & Security Details).**

[Click here for more detail about Accountability](#)

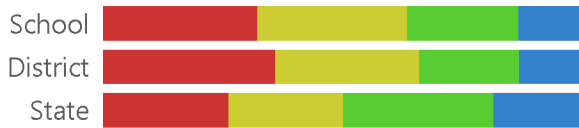
## Student Achievement Scores

### Mathematics



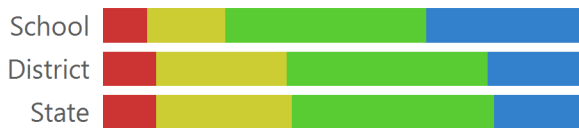
	Novice	Nearing Proficient	Proficient	Advanced
School	26%	41%	22%	12%
District	30%	38%	21%	11%
State	29%	30%	24%	17%

### Reading



	Novice	Nearing Proficient	Proficient	Advanced
School	32%	31%	23%	13%
District	36%	30%	21%	13%
State	26%	24%	31%	19%

### Science



	Novice	Nearing Proficient	Proficient	Advanced
School	9%	16%	42%	33%
District	11%	27%	42%	20%
State	11%	28%	42%	18%

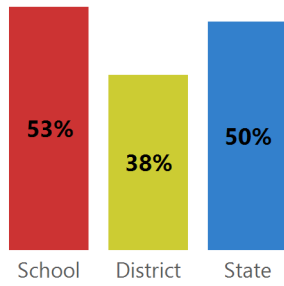
■ Novice   
 ■ Nearing Proficient   
 ■ Proficient   
 ■ Advanced

[Click here for more detail about Student Achievement](#)

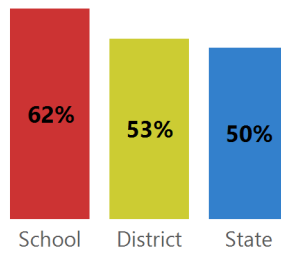
**Due to rounding, percentages on each page may not add up to 100%. An asterisk ( \* ) indicates this number has been suppressed for student privacy and security reasons (Privacy & Security Details).**

## Student Achievement Progress Scores

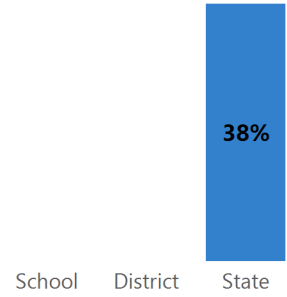
% of students showing progress in Reading



% of students showing progress in Mathematics



% of English Learners showing progress toward English proficiency

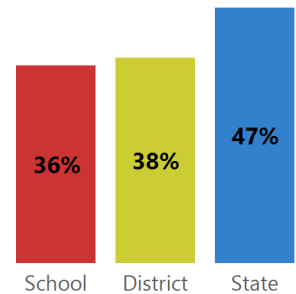


## English Learners

# English Learners	*
% Achieved Proficiency	*
% Students Showing Progress on the EL Assessment	*

## School Attendance

% of students with at least 95% attendance for the entire school year



## Educator Qualifications

[Click here for details on Educator Qualifications \(inexperienced educators, emergency provisional licenses, educators working out of field\)](#)

## School Quality, Climate, and Safety

Source: Civil Rights Data Collection as published by the US Department of Education Office of Civil Rights.

An asterisk ( \* ) indicates this number has been suppressed for student privacy and security reasons ([Privacy & Security Details](#)).

[Click here for details on Montana Civil Rights Data Collection](#)

## School Finance

Data on school level expenditures will be available later in 2019